

ET-NXP ARM KIT LPC1769

(P-ET-A-00453)

ET-NXP ARM KIT LPC1769 & TFT LCD

(P-ET-A-00454)

ET-NXP ARM KIT LPC1768

(P-ET-A-00409)

ET-NXP ARM KIT LPC1768 & TFT LCD

(P-ET-A-00410)


This is the ultimate ARM Board from NXP Company that includes many devices such as ETHERNET LAN, USB 2.0, USB HOST, SD CARD, RS232, TFT LCD, 5-DIRECTIONAL JOY SWITCH and etc. There are 4 versions with 2 MCU as follows;

1. ET-NXP ARM KIT LPC1769**2. ET-NXP ARM KIT LPC1768****3. ET-NXP ARM KIT LPC1769 & TFT LCD****4. ET-NXP ARM KIT LPC1768 & TFT LCD**


All of 4 versions have the same board and standard devices as follows;

- IN-SYSTEM PROGRAMING (ISP) and IN-APPLICATION PROGRAM (IAP) through ON-CHIP BOOT-LOADER through PORT RS232, it is unnecessary to purchase any COPY PROGRAMMER.
- 20PIN PORT JTAG ARM Standard for REAL TIME DEBUGGER
- SD CARD Interface(MICRO SD)
- 2-CH 4PIN ETT PORT RS232
- Adjustable VR 10K as R for testing Circuit A TO D
- USB HOST TYPE A
- AVAILABLE 22BIT GPIO for various application such as D/A, I²C, I²S, CAN and INPUT/OUTPUT (it can interface with I/O 5V)
- 10PIN HEADER P2(0-7) for GPIO or FULL-DUPLEX SERIAL UART
- 3PIN HEADER P4(29) for GPIO
- 4PIN HEADER P0(0-1) and P0(4-5) for GPIO or CAN 1 and CAN2 BUS
- 5PIN HEADER P0(23-25) and P2(11-13) for GPIO and I²S-RX and I²S-TX
- 5VDC/850mA POWER SUPPLY for board (it is compatible with "ET-SWITCHING ADAPTER 5V 2A TYPE B (A-A-A-00095)); it uses 2PIN Connector or it uses POWER SUPPLY from USB CONNECTOR TYPE B
- PCB SIZE: 15.3 x 9 cm.
- All 4 board versions consist of...

1. Board
2. CD-ROM User's Manual and Example Programs
3. Cable DOWNLOAD ET-RS232 DB 9 PIN

**ET-NXP ARM KIT LPC1769** consists of ...


- MCU ARM CORTEX M3 No.LPC1769 that is 32BIT and 100PIN (TQFP) with 512KB FLASH MEMORY, 64KB RAM, A TO D 12 BIT, D TO A 10 BIT and etc.
- X' TAL 12.00MHz for Phase-Locked-Loop and it can run at the maximum frequency of 120MHz
- Part of standard devices on board
- (Can purchase and install "Board ET-TFT240320TP-3.2 REV.B" into this board; in this case, it installs more CONNECTOR 2x20 and 1x20)

ET-NXP ARM KIT LPC1769 & TFT LCD consists of ...

- ET-NXP ARM KIT LPC1769
- TFT COLOR LCD with TOUCH SCREEN 240x320 PIXEL, 32" wide Screen, and 65536 Colored Resolution
- CHIP TOUCH SCREEN CONTROLLER No.ADS7846 (ON BOARD)

ET-NXP ARM KIT LPC1768 consists of ...

- MCU ARM CORTEX M3 No.LPC1768 that is 32BIT and 100PIN (TQFP) with 512KB FLASH MEMORY, 64KB RAM, A TO D 12 BIT, D TO A 10 BIT and etc
- X'TAL 12.00MHz for Phase-Locked-Loop and it can run at the maximum frequency of 100MHz
- Part of standard devices on board
- (Can purchase and install " Board ET-TFT240320TP-3.2 REV.B " into this board; in this case, it installs more CONNECTOR 2x20 and 1x20)

ET-NXP ARM KIT LPC1768 & TFT LCD consists of ...

- ET-NXP ARM KIT LPC1768
- TFT COLOR LCD with TOUCH SCREEN 240x 320PIXEL, 32" wide Screen, and 65536 Colored Resolution
- CHIP TOUCH SCREEN CONTROLLER No.ADS7846 (ON BOARD)